



Library Services  
 15751 E. 1<sup>st</sup>. Ave. (ESC#2)  
 Aurora, CO 80011  
 303-326-1864



Library Services

## Forgot/Change Destiny Password

If you forget your password, you can reset it by changing the password. Destiny passwords cannot be looked up or viewed by anyone, including administrators. As long as you know your User Name and Barcode (your Student or Staff ID number), and birth date (Students only), you can change your password. It is recommended that you use your Student or Staff ID number as your User Name. If you do not know your User Name, then you will need to ask your librarian for help.

From your Destiny home page, click *Login*:



Click *Forgot Password*:



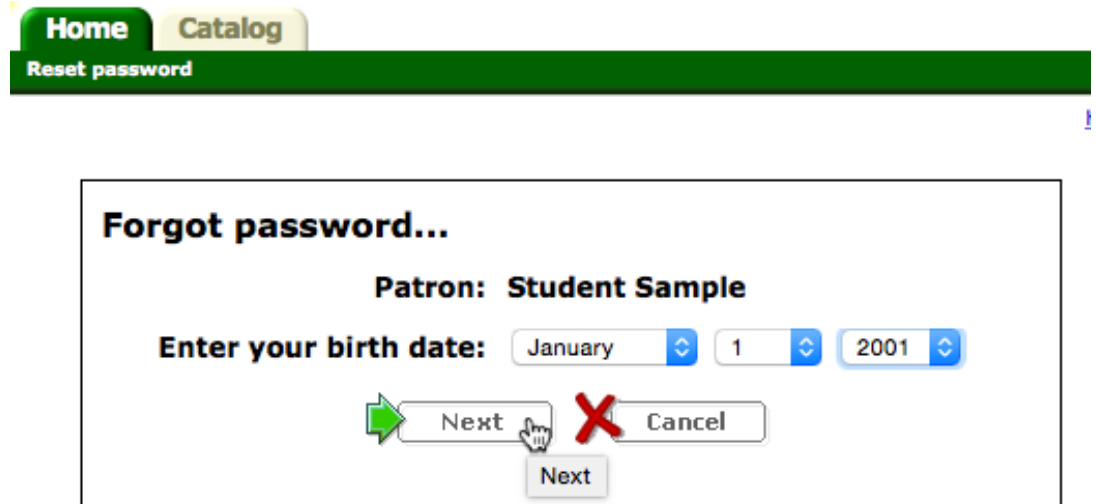
Enter your User Name, which should be the same as your Barcode (Student/Staff ID), which makes it easier!

Click *Next*:

Staff will not see this screen; only Students will be asked for their birth date.

Students: Use the drop-down menus to select your birth date.

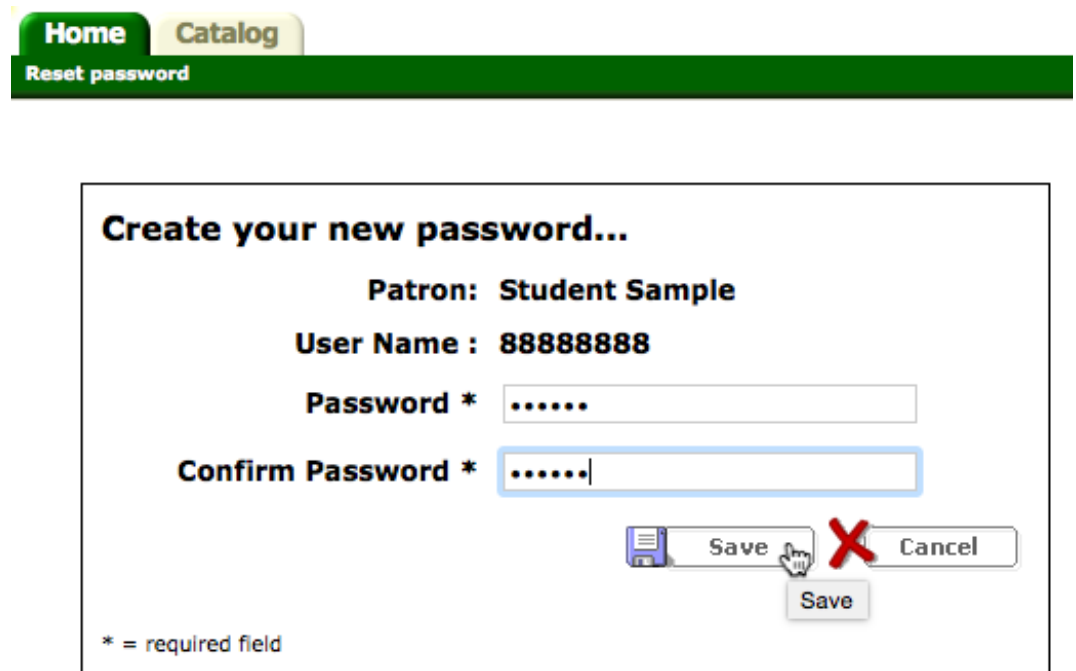
Click *Next*:




In the new screen, enter your new password. Notice that as you type, only ● show.

Confirm your password by retyping it.

Click *Save*:



If successful, you should be logged into your Destiny account:



Please call Library Services @ X28451 with problems or questions, or if you do not know your User Name.